



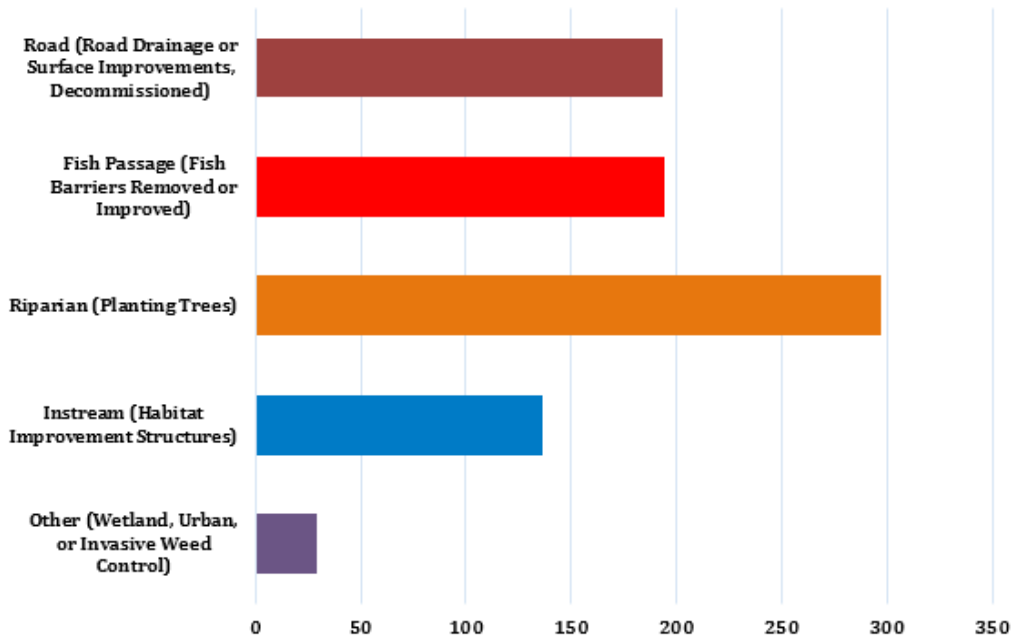
Celebrating 25 Years in 2019!



Over the past 25 years we've had the fortune of partnering with dozens of the watershed's most active landowners and agencies. Working with all of our partners, the Association has been able to bring close to \$25,000,000 worth of funding into Coos County that has been used for Restoration projects, Outreach and Education, and Monitoring and Habitat assessments. Around 75% of our projects have been funded through the state with the remaining 25% being split between federal and other local funding sources. With 25 years behind us, we are looking forward to continuing to build our local relationships and to create long lasting improvements in the watershed for the next 25 years and beyond.


Watershed Improvement Stats 1994 - Present	Total
Total Number of Projects	699
Total number of road/stream crossings improved for fish passage	235
Total miles of fish habitat made accessible due to road/stream crossing improvements	277
Total miles of stream treated (instream projects)	75
Total acres treated (riparian projects)	1,693
Total acres treated (wetland projects)	271
Total Investments in Projects	\$19,146,580
Total Number of Internships	89
Total of stipends/internships	\$60,934

Number of Projects by Activity Type



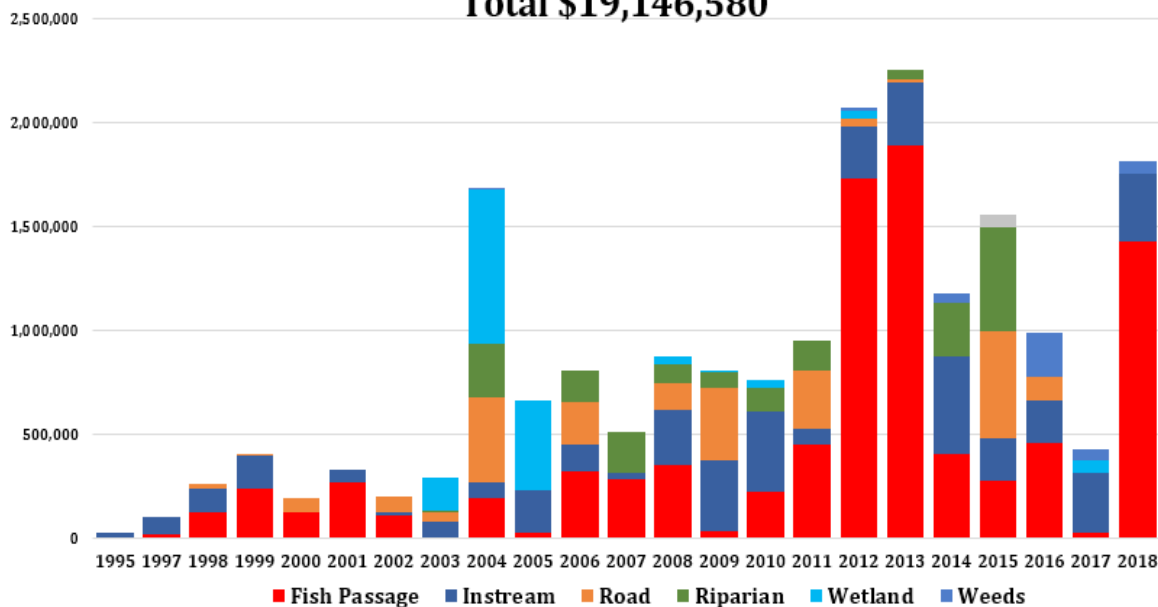
Left: Allison Tarbox teaching local youth about the Oxbow restoration project on E. Fork Millicoma

Right: Constructing log jams on the E. Fork Millicoma



Investment by Project type and year completed*

Total \$19,146,580



*Does not include Monitoring, Assessment, or OWEB Council Capacity Funding